



# PUMPKIN PROJECT RECORD BOOK

Carroll County, Virginia



# Instructions for Using this Project Record Book

This record book is designed to be a place for you to keep records during your pumpkin project.

Record keeping will help you to learn and grow. Please fill out the project record book and turn it in after the project completion date. Project record books will be judged yearly.

4-H is a community of young people learning leadership, citizenship, and life skills.

## Member Statement:

*I certify that I completed this project record book.*

---

Youth Signature

Date

---

Agent Signature



**Virginia Cooperative Extension**

Virginia Tech • Virginia State University



[www.ext.vt.edu](http://www.ext.vt.edu)

Virginia Cooperative Extension is a partnership of Virginia Tech, Virginia State University, the U.S. Department of Agriculture, and local governments. Its programs and employment are open to all, regardless of age, color, disability, gender, gender identity, gender expression, national origin, political affiliation, race, religion, sexual orientation, genetic information, military status, or any other basis protected by law.

# Important Dates

## Pumpkin Project Kickoff

**May 18, 9:00-10:30, Carroll County VCE Office,  
Carroll County VCE Office**

Ms. Ashley will teach youth about growing and caring for their pumpkins and Miss Chloe will talk about Project Record Books and Exhibits!

## Summer Check-In

**June-August, Pumpkin Patches**

Agents will schedule individual meeting times to do a project check-in check during the summer. Youth can show off their pumpkin patches and ask questions.

## Carroll County Agricultural Fair Exhibits

**August TBD**

Youth should enter at least one pumpkin related project at the fair. This could be a poster about your pumpkin project, photograph, painting, etc.



**Name:**

---

**Date of Birth:** \_\_\_\_\_ **Age:** \_\_\_\_\_

**Address:**

---

**County:** \_\_\_\_\_

**Project Title:**

---

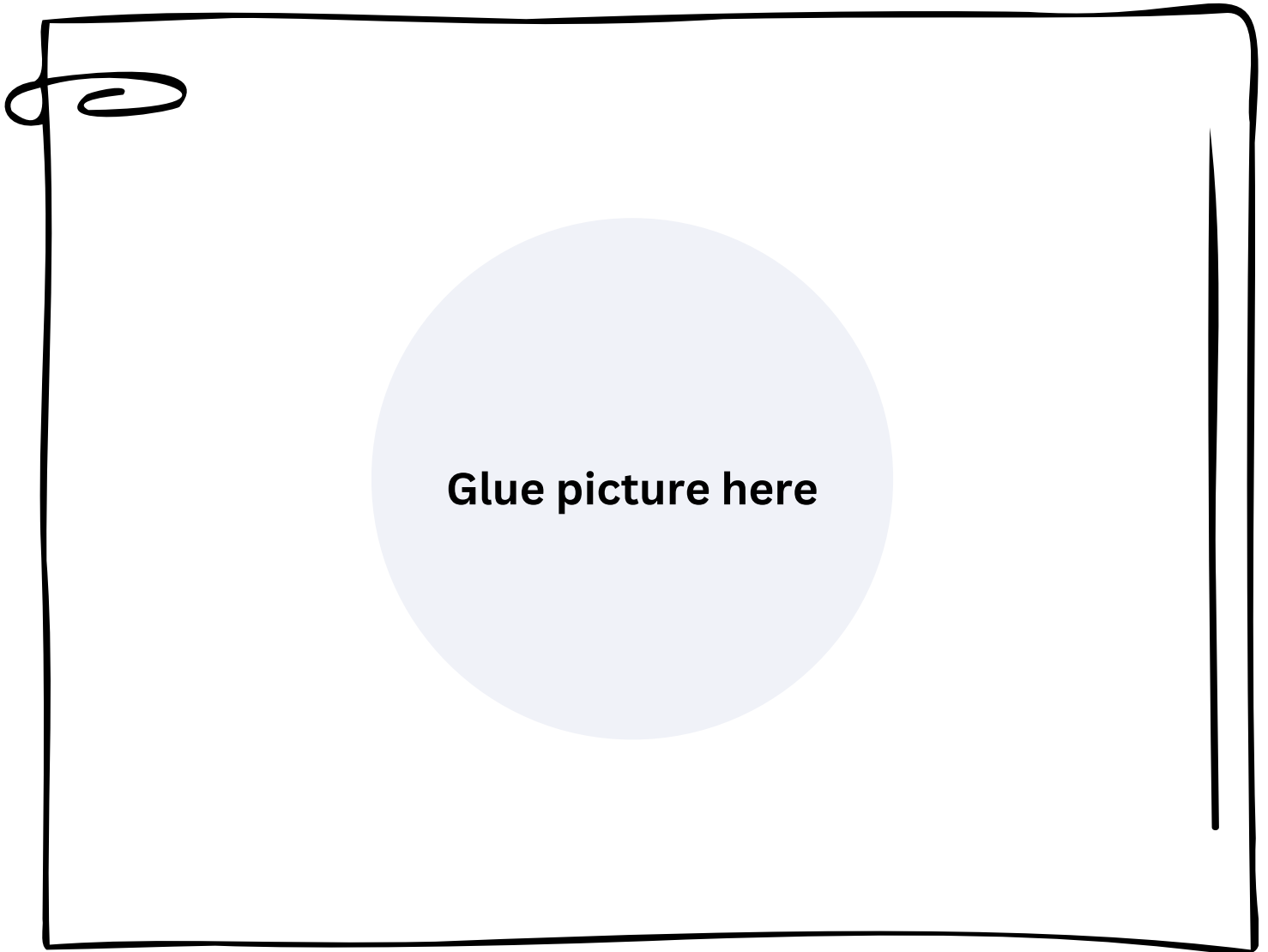


# Tips and Tricks

Unsure of where to start? Use Let's Grow! A Guide to Growing Pumpkins in the Garden to help you get started.



# Where are you growing your pumpkin?



Why did you choose this location?

# Goals

Be SMART! SMART goals are Specific, Measurable, Achievable, Realistic, and Time-Based.

Setting SMART goals will help you to assess your accomplishments at the end of the project. Consider what you want to learn, what you want to accomplish, what new activities you want to try etc.

**What goals do you have for your pumpkin project this year?**

*Example: I plan to enter a pumpkin poster in the 2024 Carroll County Agricultural Fair.*

**Goal 1:**

---

---

---

---

---

**Goal 2:**

---

---

---

---

---

**Goal 3:**

---

---

---

---

---

**To be completed after the project:**

**Did I meet my goals?**

---

---

**What changes can I make next year?**

---

---

---

# Use the following pages to keep track of things such as...

- When you prepped your soil
- When you planted your seeds
- When you watered your garden
- When you first noticed sprouts
- When you weeded your garden
- Any diseases or pests
- When you harvested



JUNE

2024

SUN

MON

TUE

WED

THU

FRI

SAT

1

2

3

4

5

6

7

8

9

10

11

12

13

14

15

16

17

18

19

20

21

22

23

24

25

26

27

28

29

30



---

---

---

---

---

---

---

---

---

---

JULY

2024

SUN MON TUE WED THU FRI SAT

|    |    |    |    |    |    |    |
|----|----|----|----|----|----|----|
|    | 1  | 2  | 3  | 4  | 5  | 6  |
| 7  | 8  | 9  | 10 | 11 | 12 | 13 |
| 14 | 15 | 16 | 17 | 18 | 19 | 20 |
| 21 | 22 | 23 | 24 | 25 | 26 | 27 |
| 28 | 29 | 30 | 31 |    |    |    |

---

---

---

---

---

---

---

---

---

---







# Journal

You're a couple months into your project. Take some time to think about how far you have come! What is going well? What are you excited about? Do you have any questions?

AUGUST

2024

SUN MON TUE WED THU FRI SAT

|    |    |    |    |    |    |    |
|----|----|----|----|----|----|----|
|    |    |    |    | 1  | 2  | 3  |
| 4  | 5  | 6  | 7  | 8  | 9  | 10 |
| 11 | 12 | 13 | 14 | 15 | 16 | 17 |
| 18 | 19 | 20 | 21 | 22 | 23 | 24 |
| 25 | 26 | 27 | 28 | 29 | 30 | 31 |

---

---

---

---

---

---

---

---

---

---



SEPTEMBER

2024

SUN

MON

TUE

WED

THU

FRI

SAT

1

2

3

4

5

6

7

8

9

10

11

12

13

14

15

16

17

18

19

20

21

22

23

24

25

26

27

28

29

30



---

---

---

---

---

---

---

---

---

---

OCTOBER

2024

SUN

MON

TUE

WED

THU

FRI

SAT

1

2

3

4

5

6

7

8

9

10

11

12

13

14

15

16

17

18

19

20

21

22

23

24

25

26

27

28

29

30

31



---

---

---

---

---

---

---


---

---

---




# Coloring Contest





# My favorite pumpkin



# Scrapbook

Include pictures and other mementos (product feedback etc.) from your experience in the scrapbook portion of your project record book. This is your chance to be creative. Show of your pumpkins and accomplishments!

